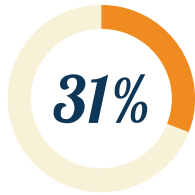




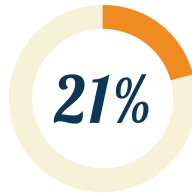
OREGON



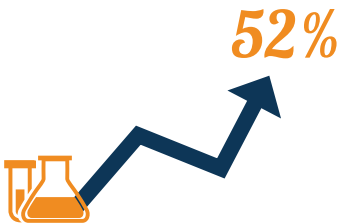
46% OF ONLINE JOB ADS SEEK COLLEGE GRADUATES



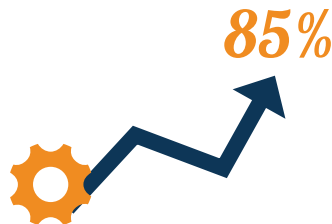
of online job ads are for STEM occupations – one of the highest concentrations of job ads for STEM occupations in the country



of online jobs ads are in the healthcare services sector



Fastest growing occupational cluster for college graduates: **STEM** (52% increase in employment between 2010 Q1 and 2013 Q2)



Fastest growing industry sector for college graduates: **manufacturing** (85% increase in employment between 2010 Q1 and 2013 Q2)

TOP OCCUPATIONAL GROUPS

Rank	Occupational Group
1	Software developers, applications
2	Computer occupations, all other
3	Registered nurses
4	Sales representatives, wholesale and manufacturing, except technical and scientific products
5	Medical and health services managers
6	Accountants and auditors
7	Managers, all other
8	Computer systems analysts
9	Sales managers
10	Human resources specialists

Source: Georgetown University Center on Education and the Workforce analysis of Burning Glass job ads data, 2013 Q2.

EMPLOYERS WITH LARGEST ONLINE RECRUITING PRESENCE

Rank	Employer	Job Ads
1	Nike Inc.	739
2	Intel Corporation	635
3	Providence Health & Services	406
4	Kaiser Permanente	305
5	Northwest Software	293
6	Providence Health & Services Burbank	183
7	Oregon State Hospital	158
8	Automatic Data Processing Inc.	129
9	Jobdiagnosis	122
10	Lincoln County	121

Source: Georgetown University Center on Education and the Workforce analysis of Burning Glass job ads data, 2013 Q2.

DISTRIBUTION OF ONLINE COLLEGE JOB ADS BY OCCUPATIONAL CLUSTER

Occupational cluster	BA+ job ads	Share of BA+ job ads (%)	All job ads	Share of all job ads (%)
STEM	8,126	31	10,391	19
Managerial and professional office	7,531	29	10,182	18
Healthcare professional and technical	3,273	13	5,716	10
Sales and office support	3,167	12	12,292	22
Community services and arts	1,564	6	2,426	4
Education	985	4	1,248	2
Blue-collar	598	2	7,276	13
Food and personal service	583	2	5,054	9
Healthcare support	94	<1	1,371	2
Social sciences	75	<1	75	<1
Grand total	25,996	100	56,031	100

Source: Georgetown University Center on Education and the Workforce analysis of Burning Glass job ads data, 2013 Q2.